




Use of Remote Control for MaxLED & MaxBeam



- 1- The remote control has 3 touch buttons to control the light.
- 2-  Use this button to turn the light on/off.
- 3-  Use this button to increase the brightness of the light. There are 10 levels to select.
- 4-  button to reduce the brightness of the light. There are 10 levels to select.
- 5- The default setting for the LED light is to turn on once there is a movement in the room, the motion sensor will turn the light off when there is no movement for over 10 minutes.
- 6- The on/off button overrides the function of the smart movement sensor, the light can be turned on & off manually at any time.
- 7- When the light is turned on or off manually it will remain in that position for 12 hours.
- 8- After 12 hours the light will return to the default mode and the smart movement sensor will control the light again.
- 9- The smart sensor movement has been designed to preserve battery energy and to operate as a safety feature where it can turn the light on automatically at night when there is a movement in the room.
- 10- AAA battery X 2 not included in the packaging.