

BY SOLAX

TRIPLE
POWER

NEW FROM SOLAX

T-BAT-SYS-HV-S3.6



T-BAT-SYS-HV-S3.6

T-BAT HS7.2/T-BAT HS10.8/T-BAT HS14.4
T-BAT HS18.0/T-BAT HS21.6/T-BAT HS25.2
T-BAT HS28.8/T-BAT HS32.4/T-BAT HS36.0
T-BAT HS39.6/T-BAT HS43.2/T-BAT HS46.8

info@solaxpower.com
service@solaxpower.com



Features

HIGH-PERFORMANCE

- Max. 50A continuous charging and discharging current
- Unique battery heating technology, which is capable to work at low temperature

SAFE AND RELIABLE

- Reliable LFP battery cell
- IP65 for both indoor and outdoor installation
- Soft start protecting batteries and inverters from a sudden surge
- Cycle life > 6000 times

FLEXIBILITY

- 7.3-47.9kWh Wide capacity range
- Extendable during lifetime

EASY INSTALLATION

- Stackable modules, Easy and fast for single person installation
- Pre-wired communication cables for plug and play
- Remote diagnosis and update via inverter

Contact Us for More Informations

www.solaxpower.com

AU: +61 1300 476529

DE: +49 6142 4091664

Global: +86 571-56260008

UK: +44 2476 586998

NL: +31 (0) 852 737932

T-BAT-SYS-HV-S3.6

T-BAT HS7.2

T-BAT HS10.8







T-BAT HS14.4

T-BAT HS18.0

T-BAT HS21.6

T-BAT HS25.2

Technical Specification

	 2 modules	 3 modules	 4 modules	 5 modules	 6 modules	 7 modules
Nominal Capacity [kWh]	7.3	11.0	14.7	18.4	22.10	25.8
Usable Energy (90% DOD) [ⓐ] [kWh]	6.5	9.9	13.2	16.5	19.8	23.2
Nominal Voltage [V]	102.4	153.6	204.8	256	307.2	358.4
Operating Voltage Range [V]	90 - 116	135 - 174	180 - 232	225 - 290	270 - 349	315 - 406
Recommend Charge / Discharge Current [ⓑ] [A]	35					
Max. Charge / Discharge Current ^{ⓐⓑ} [A]	50					
Nominal Power [ⓐ] [kW]	3.5	5.3	7.1	8.9	10.7	12.5
Max. Power [ⓐ] [kW]	5.1	7.6	10.2	12.8	15.3	17.9
Depth of Discharge [%]	90					
Communication interface	RS485, CAN					
Dimension (L x W x H) [mm]	510 x 365 x 522	510 x 365 x 659.5	510 x 365 x 797	510 x 365 x 934.5	510 x 365 x 1072	510 x 365 x 1209.5

T-BAT HS28.8

T-BAT HS32.4







T-BAT HS36.0

T-BAT HS39.6

T-BAT HS43.2

T-BAT HS46.8

Technical Specification

	 8 modules	 9 modules	 10 modules	 11 modules	 12 modules	 13 modules
Nominal Capacity [kWh]	29.4	33.1	36.8	40.5	44.2	47.9
Usable Energy (90% DOD) [ⓐ] [kWh]	26.4	29.7	33.1	36.4	39.7	43.1
Nominal Voltage [V]	409.6	460.8	512	563.2	614.4	665.6
Operating Voltage Range [V]	360 - 465	405 - 522	450 - 580	495 - 636	540 - 695	585 - 750
Recommend Charge / Discharge Current [ⓑ] [A]	35					
Max. Charge / Discharge Current ^{ⓐⓑ} [A]	50					
Nominal Power [ⓐ] [kW]	14.3	16.1	17.9	19.7	21.5	23.2
Max. Power [ⓐ] [kW]	20.4	23.0	25.6	28.1	30.7	33.2
Depth of Discharge [%]	90					
Communication interface	RS485, CAN					
Dimension (L x W x H) [mm]	510 x 365 x 1347	510 x 365 x 1484.5	510 x 365 x 934.5 + 510 x 365 x 934.5	510 x 365 x 1072 + 510 x 365 x 934.5	510 x 365 x 1072 + 510 x 365 x 1072	510 x 365 x 1209.5 + 510 x 365 x 1072

T-BAT HS7.2~T-BAT HS46.8

BMS	
Model	TBMS-MCS0800
Dimensions (L x W x H) [mm]	510 x 365 x 157
Weight [kg]	13
Battery Module	
Battery Model	TP-HS36
Battery Type	Li-ion (LFP)
Battery Module [kWh]	3.6
Dimensions (L x W x H) [mm]	510 x 365 x 152
Weight [kg]	34
Installation Type	Stackable Level Package
SERIES BOX	
Dimensions (L x W x H) [mm]	510 x 365 x 152
Weight [kg]	10
GENERAL SPECIFICATION	
Installation	Floor stand
Charge / Discharge Temperature Range (Without heating) [°C]	0 to 53 (Charge) / -20 to 53 (Discharge)
Charge / Discharge Temperature Range (With heating) [°C]	-30 to 53 (Charge / Discharge)
Max. Operating Altitude [m]	< 3000
Environment	Outdoor / Indoor (*Please refer to the user manual for installation condition)
Protection Degree	IP65
Relative Humidity [%]	5 ~ 95 (Non-condensing)
STANDARD AND CERTIFICATION	
Certification	IEC62619, IEC60730, IEC62040, CE, UN38.3

ⓐ Test conditions: 90% DOD, 0.2C charger & discharger @+25 °C

ⓑ Max. charge / discharge current may be variant with different inverter models

Ⓒ Recommend / Max. Charging / Discharging Current* / Nominal / Max. Power*: Recommend / Max. charging/discharging current and Nominal / Max. power derating will occur related to Temperature and SOC.